



COMPUTER STUDIES





- Dear children, please copy down the following note given in the yellow box in your Computer Writing Book along with the topic of the lesson.

An Introduction to Programming – 2

- Flow Chart

A flow chart is a diagram, made of boxes and arrows. It shows a graphical way of describing a problem in terms of its inputs, processes and outputs.

Symbols used to draw flow charts

 <p>This shape is called Terminator. It shows the Start and End points in a process</p>	 <p>Arrow in a flow chart is called the Connector. It shows the direction that the process flows</p>
 <p>This shape is called Process. It shows a process or action step.</p>	 <p>This shape is called Data. It indicates inputs to and outputs</p>

After copying down the above note, you can do questions No. 4 & 5 in exercise 6 in your Text Book – Part 2 (Page No.: 9).

Flow Chart

